

*Citizenship and Residency  
Opportunities and Trends for the year ahead*

*May 2023*

---

*H&P Henley & Partners*

# About Henley & Partners

---



35 +  
Offices worldwide

25 +  
Years leading the industry

30 +  
Investment migration  
options

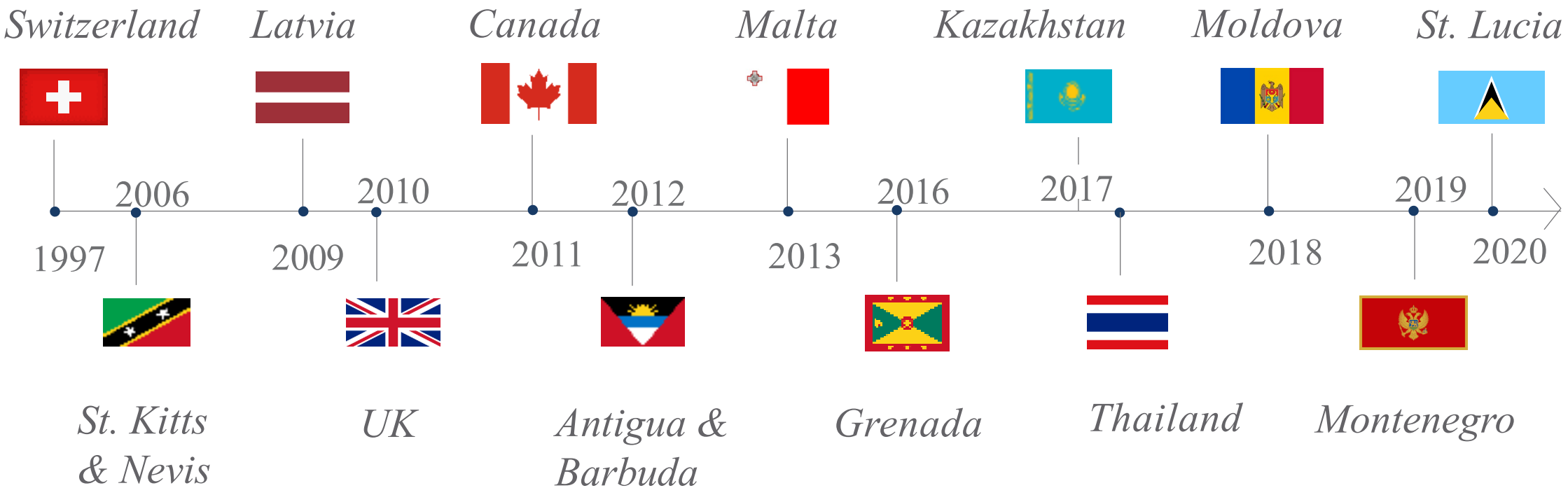
20,000 +  
Clients advised

15 +  
Government advisory  
mandates

USD 10 Billion +  
FDI raised

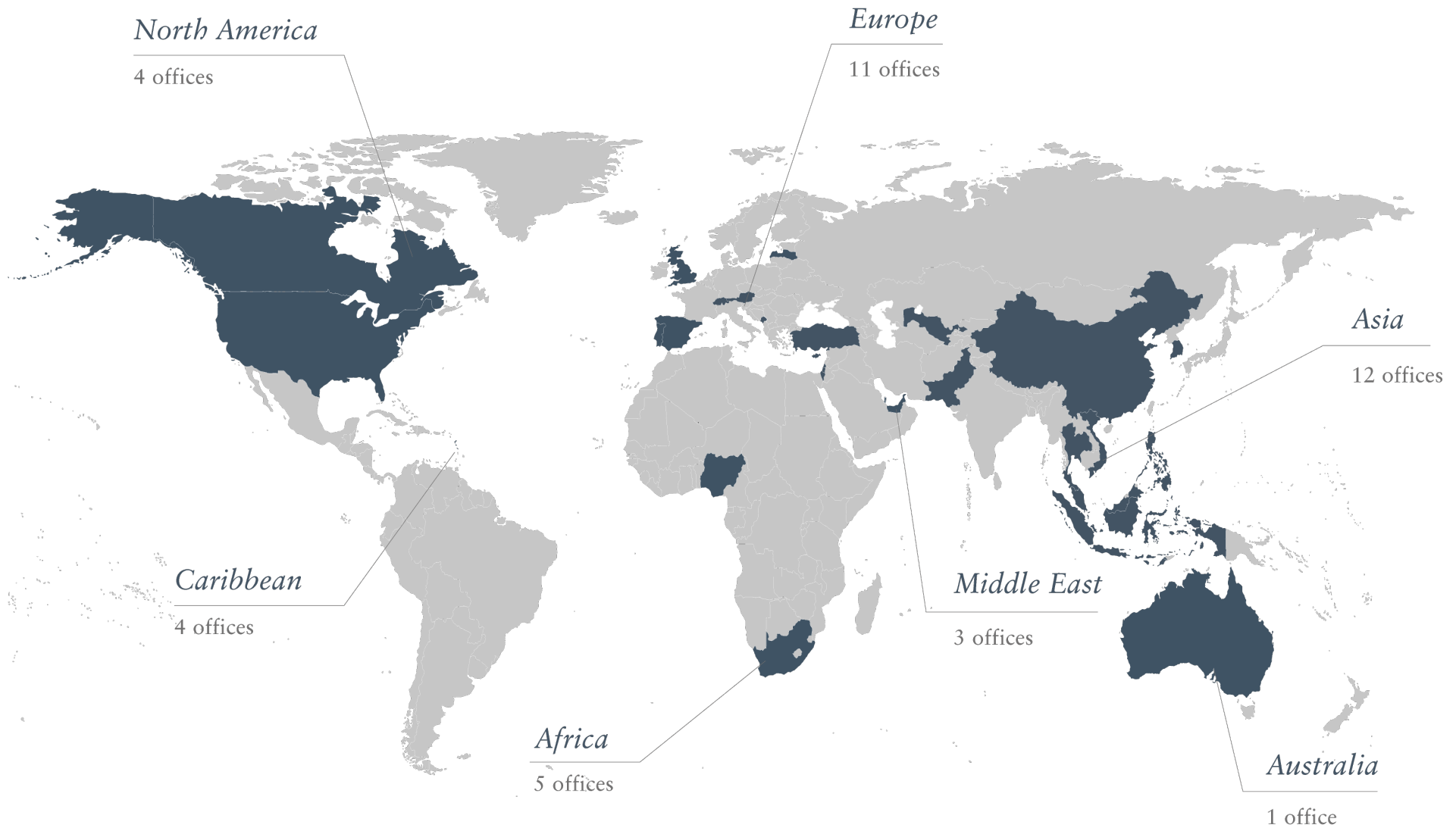
# *Selected Government Advisory Milestones*

---



# *Global Presence — Over 40 Offices Worldwide*

---



# Q1 2023 Henley Passport Index



Rank	Passport	Visa-free score
1	Japan	193
	Singapore	
2	South Korea	192
3	Germany	191
	Spain	
4	Finland	190
	Italy	
	Luxembourg	
5	Austria	189
	Denmark	
	Netherlands	
	Sweden	
6	France	188
	Ireland	
	Portugal	
	United Kingdom	
7	Belgium	187
	Czech Republic	
	New Zealand	
	Norway	
	Switzerland	
	United States	
8	Australia	186
	Canada	
	Greece	
	Malta	
9	Hungary	185
	Poland	
10	Lithuania	184
	Slovakia	
11	Latvia	183
	Slovenia	
12	Estonia	182
13	Iceland	181
14	Malaysia	180
15	Liechtenstein	179
16	Cyprus	178
	United Arab Emirates	
17	Romania	176
18	Bulgaria	175
	Chile	
	Croatia	
	Monaco	
19	Hong Kong (SAR, China)	172
20	Argentina	171
21	Brazil	170
	San Marino	
22	Andorra	169
23	Brunei	167
24	Barbados	162
25	Israel	160
	Mexico	
26	St. Kitts and Nevis	156
27	Bahamas	155
28	Vatican City	154
29	Seychelles	153
	Uruguay	
30	St. Vincent and the Grenadines	151
31	Antigua and Barbuda	150
	Costa Rica	
	Trinidad and Tobago	
32	Mauritius	146
	St. Lucia	
	Taiwan (Chinese Taipei)	
33	Canada	145
34	Dominica	144
	Macao (SAR, China)	
	Ukraine	
35	Panama	143
36	Paraguay	141
37	Serbia	137
38	Peru	136
39	Colombia	133
	Guatemala	
	Honduras	
40	El Salvador	132
41	Samoa	131
	Solomon Islands	
42	Tonga	129
43	Venezuela	128
44	Nicaragua	127
	Tuvalu	
45	North Macedonia	125
46	Montenegro	124
47	Kiribati	123
48	Marshall Islands	122
49	Moldova	120
50	Palau Islands	119
51	Bosnia and Herzegovina	118
	Micronesia	
	Russian Federation	
52	Albania	115
	Georgia	
53	Türkiye	111
54	South Africa	106
55	Belize	102
56	Qatar	100
57	Kuwait	97
	Vanuatu	
58	Timor-Leste	94
59	Ecuador	92
60	Maldives	89
60	Nauru	89
61	Bahrain	87
	Fiji	
	Guyana	
62	Botswana	86
	Jamaica	
63	Oman	82
	Papua New Guinea	
	Saudi Arabia	
64	China	81
65	Belarus	79
	Bolivia	
	Thailand	
66	Namibia	78
67	Lesotho	77
	Suriname	
68	Kazakhstan	75
69	eSwatini	74
70	Malawi	73
71	Indonesia	72
	Kenya	
72	Tanzania	71
	Tunisia	
73	Dominican Republic	70
	Zambia	
74	Azerbaijan	69
75	The Gambia	68
76	Philippines	67
77	Uganda	66
78	Armenia	65
	Cape Verde Islands	
	Morocco	
	Zimbabwe	
79	Cuba	64
	Ghana	
	Sierra Leone	
80	Kyrgyzstan	63
81	Mongolia	61
	Mozambique	
82	Benin	60
	India	
	Rwanda	
83	Sao Tome and Principe	59
	Tajikistan	
	Uzbekistan	
84	Mauritania	58
85	Burkina Faso	57
86	Cote d'Ivoire	56
	Cabon	
	Senegal	
87	Equatorial Guinea	55
	Guinea	
	Vietnam	
88	Cambodia	54
	Madagascar	
	Togo	
89	Egypt	53
	Jordan	
	Mali	
	Niger	
90	Algeria	52
	Bhutan	
	Central African Republic	
	Chad	
	Comoro Islands	
	Guinea-Bissau	
	Turkmenistan	
91	Cameroon	51
92	Angola	50
	Laos	
93	Burundi	49
	Congo (Rep.)	
	Liberia	
94	Djibouti	48
	Haiti	
95	Myanmar	47
96	Ethiopia	46
	Nigeria	
97	Eritrea	44
	Iran	
	South Sudan	
98	Congo (Dem. Rep.)	42
	Sudan	
99	Kosovo	41
	Lebanon	
	Sri Lanka	
100	Bangladesh	40
	Libya	
	North Korea	
101	Palestinian Territory	38
102	Nepal	37
103	Somalia	35
104	Yemen	34
105	Pakistan	32
106	Syria	30
107	Iraq	29
108	Afghanistan	27

Disclaimer: The information provided here reflects the Henley Passport Index ranking on 19 July 2022, and in certain instances, coronavirus-related travel bans may take precedence over the visa information recorded here.

# *Southeast Asia: Source Markets versus Top CBI Markets*

## Asia Pacific




Passport	Rank	Visa-free score
 Singapore	1	193
 Malaysia	14	180
 China	64	81
 Thailand	65	79
 Indonesia	71	72
 Philippines	76	67
 India	82	60
 Vietnam	87	55
 Sri Lanka	99	41
 Bangladesh	100	40
 Pakistan	105	32

## CBI Countries

Passport	Rank	Visa-free score
 Austria	5	189
 Malta	8	186
 St. Kitts and Nevis	26	156
 Antigua and Barbuda	31	150
 St. Lucia	32	146
 Grenada	33	145
 Dominica	34	144
 North Macedonia	45	125
 Türkiye	53	111
 Jordan	89	53

# Leading Residence and Citizenship Programs

## America

-  Canada
-  Panama
-  United States of America

## Europe

- |   |   |  |
|---|---|--|
|  Austria |  Luxembourg      |  Spain          |
|  Cyprus  |  Malta           |  Switzerland    |
|  Greece  |  Monaco          |  Turkey         |
|  Italy   |  Montenegro      |  United Kingdom |
|  Jersey  |  North Macedonia |  |
|  Latvia  |  Portugal        |  |

## Asia

-  Hong Kong
-  Malaysia
-  Singapore
-  Thailand

## Caribbean

-  Antigua and Barbuda
-  Dominica
-  Grenada
-  St. Kitts and Nevis
-  St. Lucia

## Middle East

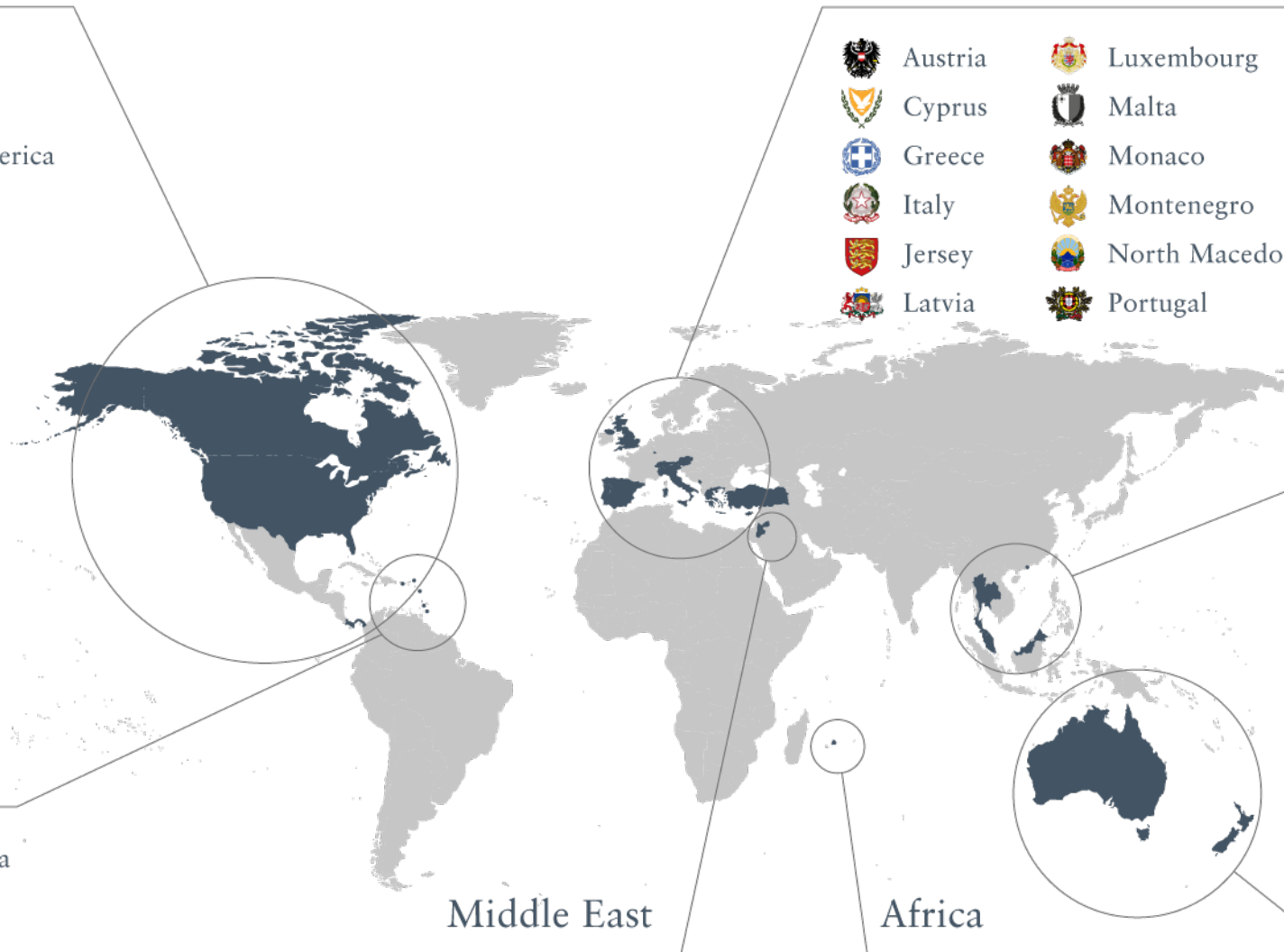
-  Jordan

## Africa

-  Mauritius

## Australasia

-  Australia
-  New Zealand



# Top 10 Countries Gaining Millionaires in 2022



Projected net inflows of HNWIs 2022

• UAE	4,000
• Australia	3,500
• Singapore	2,800
• Israel	2,500
• Switzerland	2,200
• USA	1,500
• Portugal	1,300
• Greece	1,200
• Canada	1,000
• New Zealand	800

These are projected figures for the full year 2022. They are based on year-to-date HNW movements. Numbers rounded to the nearest 100.



## • UAE

2022 inflows/outflows (projected)

+ 4,000

Resident HNWIs in 2022

92,600

% HNWIs gained/lost

+ 4%

Apply for residence in the UAE [here](#)

*Projected figures for the full year 2022*



# Top 10 Countries Losing Millionaires in 2022



Projected net outflows of HNWI's 2022

• Russian Federation	-15,000
• China	-10,000
• India	-8,000
• Hong Kong (SAR China)	-3,000
• Ukraine	-2,800
• Brazil	-2,500
• UK	-1,500
• Mexico	-800
• Saudi Arabia	-600
• Indonesia	-600

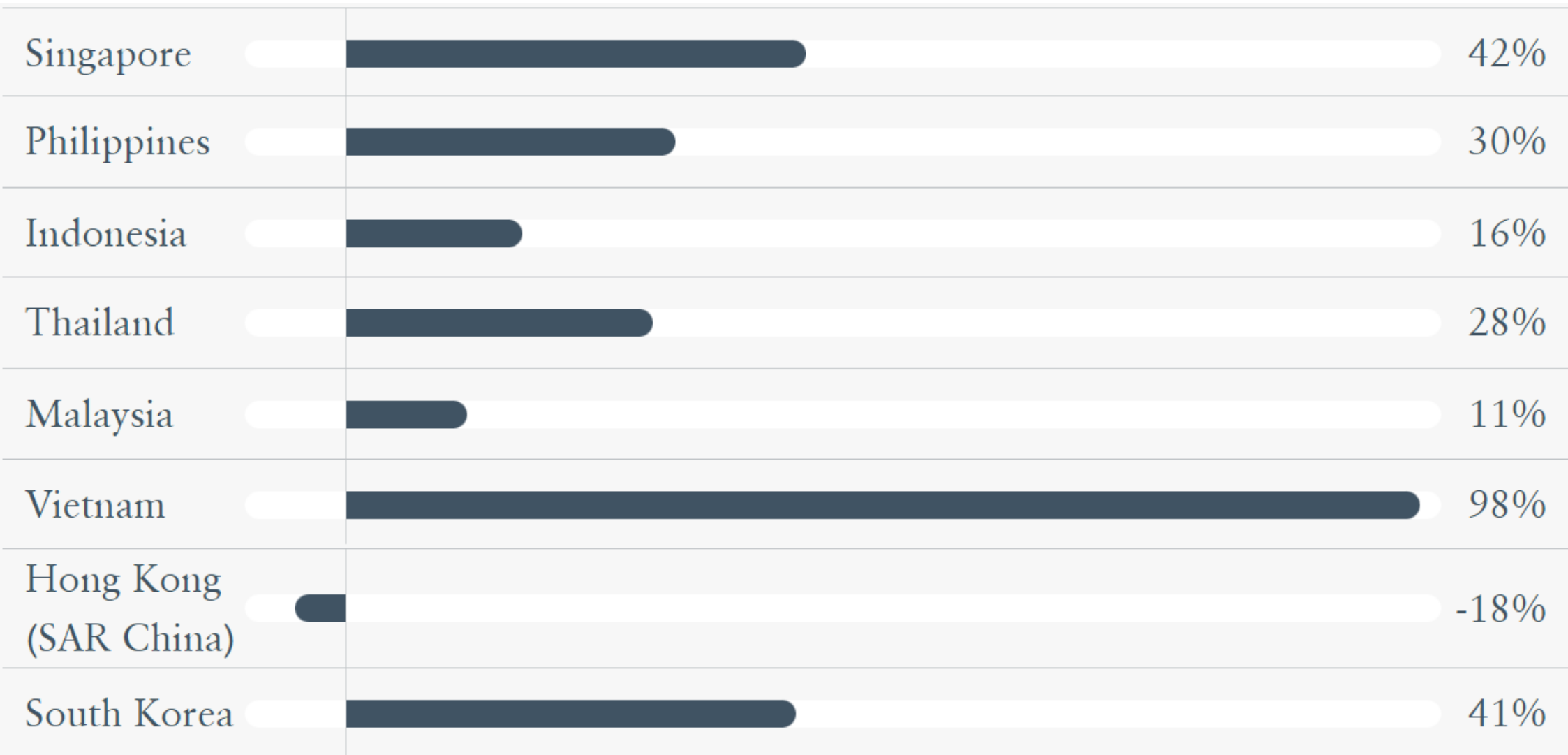
These are projected figures for the full year 2022. They are based on year-to-date HNWI movements. Numbers rounded to the nearest 100.



*Projected figures for the full year 2022*

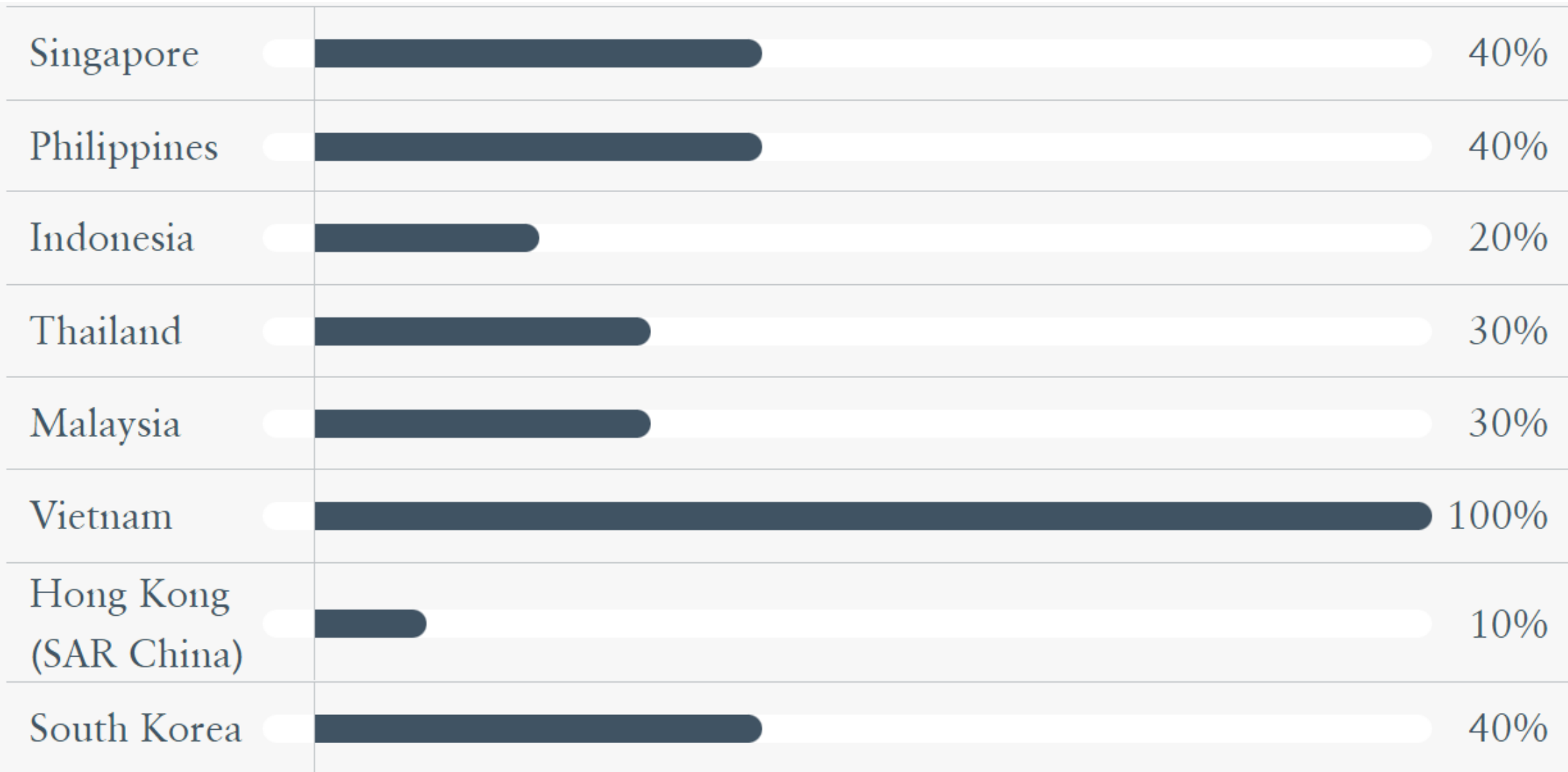
## *(HNWI) Growth – Previous 10 Years*

---



## *(HNWI) Growth – 10-year Forecast*

---



# *Domicile Diversification*

---

“ *It's a case of not putting all your eggs in one basket* ”



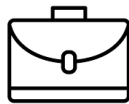
Hedging against country-specific risk and global volatility



Mobility as an alternate asset class



Building entrepreneurial resilience for your business



Improving the resilience of portfolios and ensure physical and financial longevity



Accessing alternative business, career, educational, healthcare, and lifestyle opportunities



Futureproofing your family by providing them with access to multiple countries and regions across the globe

# *Domicile Diversification*


---

“*The more jurisdictions you can access, the more diversified your assets and opportunities.*”

*Multiple solutions for large, multi-generational families  
who don't necessarily need to be in the same location.*



The father is a successful tech entrepreneur so he could apply for Australia's Global Talent Independent Visa to obtain permanent residence there.



One child will study in Canada, the other will study in the US, so they also apply for the US EB-5 Visa Program and the Canada Federal Start Up Visa.



The retired grandparents, wish to spend more time in Spain than just a tourist visa allows so they buy property and obtain a Spanish Golden Residence Visa.













# *One Investment, Multiple Yields*

---



- International real estate — a reliable asset class for global investors
- Two valuable assets — access to multiple jurisdictions and international real estate — in just one transaction
- Potential gains over the lifetime of the investment: the core value of the asset, rental yields, and global access
- Enhancing your global mobility

# Best Investment Migration Real Estate Index

Rank	Country		Total Score
1 <sup>st</sup>	UAE		82.0
2 <sup>nd</sup>	Spain		80.7
3 <sup>rd</sup>	Montenegro		77.2
4 <sup>th</sup>	Türkiye		76.5
5 <sup>th</sup>	Portugal		75.8
5 <sup>th</sup>	Thailand		75.8
6 <sup>th</sup>	Greece		75.1
7 <sup>th</sup>	Grenada		72.4
8 <sup>th</sup>	Cyprus		72.1
9 <sup>th</sup>	Dominica		71.2
9 <sup>th</sup>	St. Lucia		71.2
10 <sup>th</sup>	St. Kitts and Nevis		70.8

# Contact Us

---



**Rory McDaid**

*Director, Private Clients*

Henley & Partners Singapore Pte. Ltd.  
PLUS Building  
20 Cecil Street  
Level 03-03/04  
049705  
Singapore

M: +65 9271 2771

E: [rory.mcdaid@henleyglobal.com](mailto:rory.mcdaid@henleyglobal.com)

W: [henleyglobal.com](http://henleyglobal.com)